JK Tyre & Industries Limited (JKT)

November 3, 2026

Rating Rationale

JKT	Previous Score	Rating Symbol	Current Score	Rating Symbol	Rating Movement
ESG Rating	81.2	CareEdge-ESG 1+	82.3	CareEdge-ESG 1+	⟷

** Please refer www.careedgeesg.com for detailed understanding of CareEdge-ESG's rating symbols and definitions.*

***Leadership** position in managing ESG Risk through **best-in-class** disclosures, policies, and performance*

Rating Scale



Data Transparency Level: **High**
BRSR Reporting Boundary: **Standalone**
Overall Transition Pathway: **Adequate**
Environment Transition Pathway: **Leadership**
Social Transition Pathway: **Adequate**

Pillar Weights & Scores

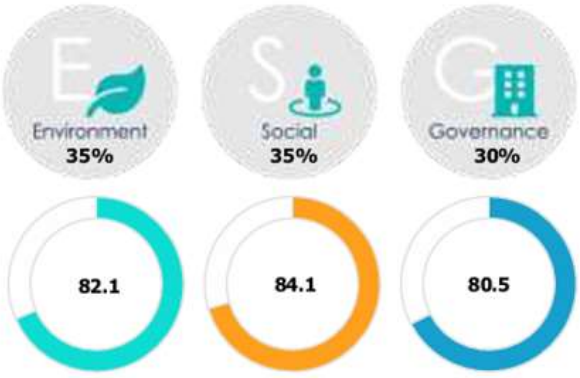



All scores are on the scale of 0 – 100

Rating Rationale

The ESG rating score of JK Tyre & Industries Limited (JKT) has been upgraded from 81.2 to 82.3, with the rating symbol remaining at CareEdge-ESG 1+. This reflects JKT's continued leadership position in managing ESG risks through best-in-class disclosures, policies and performance.

JKT's ESG score was supported by stronger environmental performance, particularly improvements in emissions intensity, energy efficiency, waste recovery and water recycling, while maintaining a renewable energy share well above the industry median. Governance performance also strengthened through higher BRSR training coverage across the board, KMPs and employees, and the resolution of all shareholder complaints. On the social

front, the company maintained zero fatalities, enhanced health and safety training, strengthened employee skill development initiatives and consistently fulfilled its CSR spending obligations.

However, the score is moderated by a deterioration in workplace safety indicators, with LTIFR rising above the industry median. Additional constraints include waste intensity remaining above industry levels, relatively stagnant renewable energy penetration, limited gender diversity in the workforce and senior management.

Environment Score



Transition Pathway

Leadership

For the tyre industry, the environment pillar has high relevance given its high impact on emissions, energy use, effluent and waste; therefore, this pillar carries the highest weight of 35%. Carbon and other emissions and energy efficiency are the highest weighted themes within this pillar. JKT's environment score improved to 82.1 from 80.6, well above the industry median of 57.2 and the highest in its peer set. The improvement is driven by effluent and waste, water usage and management and energy efficiency.

In the theme of carbon and other emissions, JKT scored 79.3 (Industry median: 60.9), which remains the highest among its peers. JKT reported lower absolute Scope 1 and Scope 2 emissions in FY26 despite an approximately 11% increase in production, which it attributes to better capacity utilisation, energy conservation projects and greater use of renewable power and fuels. Scope 1 intensity improved to 0.35 tCO_2e per unit of production from 0.39, and Scope 2 intensity to 0.31 from 0.35, both in line with the industry median (0.35 and 0.31, respectively). Higher biomass use (86,557 MT in FY26 against 80481 MT in FY25), together with regular monitoring and maintenance, lowered NOx and particulate matter emissions. JKT has achieved a 53.85% reduction in carbon emission intensity against its FY 2017–18 baseline, surpassing its earlier 2030 target, and has set a revised target of a 65% reduction by 2030. Its decarbonisation pathway continues to be anchored by its SBTi-aligned target to reduce absolute Scope 1 and 2 emissions by 37.5% by FY 2035–36 (base year FY 2020–21) and its RE100 commitment to source 100% renewable electricity by 2050. JKT has built a Scope 3 inventory covering Categories 1–7, 9 and 12, its GHG inventory follows ISO 14064, and reasonable assurance by BSI extends to all reported Scope 1–3 categories, where applicable. However, the reduction in absolute emissions against the SBTi base year remains modest relative to the long-term goal, and the Scope 3 target is under review in light of revised SBTi guidance.

In the theme of energy efficiency, JKT scored 91.3 (Industry median: 79.0). Its standalone Energy Policy integrates energy management into planning, product development and performance evaluation, and the company holds ISO 50001 certification for its Energy Management System, with energy data externally assured by BSI India. Energy intensity improved to 8.25 GJ per unit of production from 9.25 in FY25, below the industry median of 8.62, which the company attributes to higher production and capacity utilisation. The renewable

share of total energy consumption remained broadly unchanged at 36.41% (FY25: 36.40%). While absolute renewable energy consumption increased, higher energy demand from increased production, including the amalgamation of Cavendish Industries Limited into the reporting boundary, diluted its percentage share, and the share is behind the company's own target of 2–5% annual growth. It nevertheless remains well above the industry median of 23.79%. Retaining and expanding renewable energy use, including in thermal energy and logistics, would further strengthen JKT's position.

In the theme of effluent and waste, JKT's score stands at 73.4 (industry median: 70.8). Total waste generated fell to 65,724 MT in FY26 from 69,973 MT in FY25 on a like-for-like basis (including Cavendish), a reduction of about 6.1%, ahead of the company's waste-reduction target of 2–3% a year. The share of total waste recovered increased to 82.63% from 56.6% (industry median: 89.4%), reflecting lower waste generation and the inclusion of waste recovered at the Cavendish plant, while the share of waste safely disposed fell to 17.37% from 43.4% (industry median: 6%). JKT continues to operate a third-party-certified Zero Waste to Landfill initiative across its plants and a Board-approved Asbestos Control Policy. However, waste intensity of 0.12 MT per unit of production (FY25: 0.14) remains double the industry median of 0.06, indicating scope for improving material recovery and process optimisation.

In the theme of water usage and management, JKT scored 86.6 (Industry median: 45.7), the highest among its peers. The company has a Board-approved Water Policy, ISO 46001 certification for its Water Efficiency Management System, Zero Liquid Discharge at all manufacturing plants and rainwater harvesting across its plants, with water data externally assured by BSI India. Water recycled or reused rose to 86.65% of total water withdrawn from 73.52% in FY25, with total water recycled or reused of 8,11,101 KL on the merged boundary against 6,96,696 KL in FY25. Water consumption intensity improved to 1.70 KL per unit of production from 2.01 (industry median: 2.71). The company has also received recognition for water neutrality at one of its plants and continues to target a 50% reduction in raw water consumption by 2030 against a 2018 baseline.

In the theme of raw material sourcing, JKT scored 95.3 (Industry median: 55.4), the highest among its peers. Its raw material procurement is aligned with ISO 20400 (sustainable procurement), validated by BSI. The share of recycled or reused input material in total materials used (by value) rose to 4.95% from 4.52%, and the share of rubber sustainably sourced or recycled increased slightly to 1.06% from 1.01%, with devulcanised rubber accounting for 1.06% of raw materials by weight. About 62% of key raw material suppliers by value hold ISO certifications, mainly ISO 14001 and ISO 45001. The company continues to reduce hazardous substances by lowering naphtha consumption and eliminating solvent-based lubricants, and to develop retreaded tyres and bio-sourced inputs. JKT obtained ISCC PLUS certification for its Chennai plant and has launched products with a high share of sustainable material. JKT is not a member of the Global Platform for Sustainable Natural Rubber

(GPSNR) and is working on a similar framework with the Rubber Board of India. Scaling up the use of sustainable and recycled rubber remains a key area for improvement.

In the theme of green value chain, JKT scored 78.6 (Industry median: 52.0), the highest among its peers. Its Sustainable Procurement Policy, aligned with the UN SDGs and ISO 20400, promotes responsible sourcing and collaborative vendor engagement to reduce Scope 3 emissions, supported by multimodal transport, local sourcing and optimised packaging. The company complies with Extended Producer Responsibility (EPR) requirements for end-of-life tyres. However, the share of value chain partners (by value of business) assessed for environmental impacts stands at 33% (FY25:35%). Wider supplier assessment would strengthen oversight and transparency across the value chain.

In the theme of product footprint and stewardship, JKT scored 33.5 The company has a Board-approved Product Stewardship Policy and invests in R&D for sustainable materials. The share of R&D expenditure on technologies that improve the environmental and social impact of its products and processes rose to 81% of total R&D (FY25: 74%), with EPDs published for several plants. However, the equivalent share of capex fell to 2.3% (FY25: 5%) and products covered under life cycle assessment (LCA) fell to 10.26% of turnover from 14.76%, owing to a lower turnover share of certain products. Wider LCA coverage and sustained capex towards cleaner technologies would strengthen performance in this theme.

In the theme of biodiversity, JKT scored 97.7 (Industry median: 67.8), the highest among its peers. The company has a publicly available, Board-approved Biodiversity Protection Policy, conducts third-party ecological assessments at its manufacturing sites and maintains extensive green belts and tree plantations at its plants, which contribute to habitat preservation and carbon sequestration. It also collaborates with the Rubber Board of India and the Quality Council of India and participates in the CII-IBBI initiative. Greater disclosure on measurable biodiversity outcomes and site-specific restoration targets would further strengthen this theme.

Social Score



Transition Pathway

Adequate

The social pillar accounts for 35% of the sector's overall weight, with employee health and safety, product safety and quality and human capital being the highest weighted themes. JKT's social score stands at 84.1, the highest in its peer set and well above the industry median of 70.8.

In the theme of employee health and safety, JKT scored 87.4 (Industry median: 81.0). All manufacturing units are ISO 45001 certified, and JKT follows reactive and proactive safety monitoring mechanisms, a structured six-tier work permit system for non-routine activities and fully equipped 24x7 occupational health centres at its manufacturing locations. All employees are covered under health and accident insurance. JKT recorded zero fatalities in FY26. Health and safety training coverage

increased, health and safety complaints per employee declined to 0.010 from 0.011, and 100% of health and safety complaints were resolved (FY25: 94.16%). However, the average LTIFR rose to 0.175 per million person-hours from 0.005 in FY25, above the industry median of 0.11, with employee LTIFR rising to 0.29 from 0.24 and worker LTIFR to 0.06 from nil. The total recordable injury rate increased to 0.0005 from 0.0002 (industry median: 0.002). Sustained improvement in injury rates will be required to protect its position in this high-weight theme.

In the theme of product safety and quality, JKT scored 96.4 (Industry median: 67.3), the highest among its peers. The company has a Board-approved Product Quality Management Policy, all manufacturing facilities are ISO 9001 and IATF 16949 certified, and production facilities are verified by the British Standards Institute. JKT collaborates with leading academic and research institutions on R&D and implements a Green Purchase Policy to reduce the use of hazardous and toxic substances. All products carry information on safe usage and disposal in line with BIS guidelines, including Tyre Wear Indicators. The company is also strengthening its premium, electric-vehicle and connected-mobility offerings through product innovation, including embedded smart tyres, and the high share of R&D directed at environmental and social impact (81%) supports its product safety and sustainability agenda.

In the theme of human capital, JKT's score improved to 58.0 from 50.4, above the industry median of 54.8. Spending on employee wellbeing was stable at 0.42% of revenue (FY25: 0.41%). Skill upgradation training coverage increased for employees and workers. The proportion of the permanent workforce covered by employee unions or associations rose to 61.4% from nil after the Cavendish merger, and differently abled persons made up 0.05%. Women remain a small part of the workforce, with the female-to-male employee ratio at 0.027 (FY25: 0.026) against an industry median of 0.04, and the female-to-male worker ratio at 0.033 (FY25: 0.031; industry median: 0.02). The median pay of female employees improved to ₹109 for every ₹100 earned by male employees (FY25: ₹100; industry median: ₹105). Among workers, the female-to-male median pay ratio stand at 0.60. About 500 women work on the manufacturing shop floor, retention of women who took parental leave is about 67%, and JKT continues to target a 5% female workforce by 2028. However, the company does not provide paid paternity leave. Increasing female participation, addressing the worker pay gap and introducing paid paternity leave would strengthen performance in this theme.

In the theme of human rights, JKT scored 73.1 (Industry median: 69.7). The company has a comprehensive human rights policy, integrates human rights requirements into business agreements and supplier contracts, and has an Ethics Management Committee, approved by the Board, to address violations of the Code of Conduct, including human rights issues. It complies with statutory provisions on the formation and functioning of internal complaints committees, and no POSH complaints were upheld in FY26. However, training coverage on human rights policies declined to 72% of employees (FY25: 100%),and coverage among workers declined to 48%

(FY25: 69%). While no POSH complaints were upheld during FY26, POSH training coverage remains below universal levels and there remains to improve the coverage of the same.

In the theme of value chain, JKT's score improved to 81.6 , the highest among its peers (industry median: 68.8). The company has a comprehensive supplier code of conduct covering human rights, environmental stewardship, health and safety and business integrity, a grievance redressal mechanism for value chain partners, and a supplier excellence index framework that includes ESG parameters. All new suppliers were screened on environmental and social criteria. The vendor satisfaction index improved to 98% from 97%.

In the theme of consumer protection, JKT scored 93.3. JKT gathers customer feedback through in-house and third-party surveys and contact centres catering to channel partners and fleet operators, shares tyre care and safe-usage information with end users and channel partners, and maintains dedicated mechanisms to receive and address consumer complaints.

In the theme of community support and development, JKT's score stands at 91.7, the highest among its peers (industry median: 65.3). JKT spent 100% of its CSR obligation over the past three years, and CSR spending rose 31.57% to ₹1,306.98 lakh, with beneficiaries reaching 1.33 lakh (up 10.4%). CSR spending in Aspirational Districts rose substantially, to ₹623.57 per ₹ crore of turnover from ₹98.27, including ₹91.12 lakh spent at its Laksar plant. The company is developing a JK Tyre Skill Academy at Kankroli for rural youth, and more than 4,000 employees participated in volunteering. JKT follows a participatory implementation process, including need assessments, community feedback mechanisms and third-party impact assessments.



The governance pillar carries a weight of 30% for the sector, with business ethics and oversight on ESG being the highest weighted themes. JKT's governance score improved to 80.5 from 77.5, the highest in its peer set and above the industry median of 74.7, making it the largest improvement among the three pillars.

In the theme of business ethics, the most heavily weighted governance theme, JKT scored 86.9 (Industry median: 79.5). JKT maintains a Code of Conduct, Whistleblower Protection Policy and Anti-Bribery, Anti-Corruption and Anti-Money Laundering commitments that extend to suppliers, and complies with SEBI requirements on insider trading and related party transactions. No cases of corruption, non-compliance or data breaches were reported, and all complaints filed by shareholders were resolved.

In the theme of oversight on ESG, JKT scored 76.4 (Industry median: 58.9), the highest among its peers. The CSR and Sustainability Committee of the Board oversees ESG and has actively engaged on climate matters, Board-approved policies cover the BRSR principles, and the company has an ESG materiality assessment

framework with a prioritised materiality matrix. ESG targets are linked to the Managing Director's scorecard and cascaded to functional heads, and the company has undertaken a scenario-based climate risk assessment. Compliance reviews of statutory requirements under the BRSR principles are conducted monthly by the Corporate Sustainability Cell. BRSR training coverage improved to 96.67% of board members (FY25: 84.48%; industry median: 100%), 100% of KMPs (FY25: 95.83%) and 98.37% of other employees (FY25: 80.87%). The share of R&D directed to environmental and social technologies rose to 81%, though the capex share fell to 2.3%.

In the theme of board functioning, JKT scored 86.6 (Industry median: 85.4). The company complies with statutory requirements on AGM conduct, board meetings, committee structures and auditor rotation, with high board attendance.

Overall, JKT's governance framework strengthened during the year, with better ESG capability at board and management level, more complete disclosures and stronger investor grievance resolution. Improving the independence of the Risk Management Committee and the board, restoring universal ethics training and introducing greater gender diversity in senior management would further enhance governance quality.

Key Rating Drivers

Strengths

Strong decarbonisation track record, with intensity falling despite higher production

JKT reduced its absolute Scope 1 and Scope 2 emissions in FY26 despite an approximately 11% increase in production, with Scope 1 intensity improving to 0.35 tCO_2e per unit (FY25: 0.39) and Scope 2 intensity to 0.31 (FY25: 0.35). It has achieved a 53.85% reduction in carbon emission intensity against its FY 2017–18 baseline, surpassing its earlier 2030 target, and has set a more ambitious target of 65% by 2030. Performance is supported by sustained energy conservation projects and a progressive shift towards biomass, with the share renewable energy standing at 36.41% of total energy consumption. This is backed by a long-term climate strategy anchored in SBTi-aligned targets, RE100 membership and a net zero ambition. Energy intensity improved to 8.25 GJ per unit of production, below the industry median of 8.62.

Wider Scope 3 coverage and stronger assurance of emissions data

JKT has built a Scope 3 inventory covering Categories 1–7, 9 and 12, using a hybrid method for purchased goods and services. Reasonable assurance by BSI now extends to all reported Scope 1–3 categories, where applicable, and the GHG inventory follows ISO 14064. In FY25, the company was still moving from a spend-based to an activity-based method and re-baselining.

Strong water stewardship and growing focus on circularity and sustainable products

JKT maintains Zero Liquid Discharge across its plants, supported by ISO 46001-certified water efficiency management systems and recognition for water neutrality at one of its plants. Water recycled or reused rose to 86.65% of water withdrawn, and water consumption intensity improved to 1.70 KL per unit, well below the industry median of 2.71. Waste generation fell by about 6.1% on a like-for-like basis and the waste recovery rate rose to 82.63%.

Well-embedded ESG governance and strong external recognition

Sustainability is integrated into management accountability, with ESG targets linked to the Managing Director's scorecard and cascaded to functional heads. Board-level oversight is provided through the CSR and Sustainability Committee, which has actively engaged on climate matters, and the company has undertaken a scenario-based climate risk assessment. BRSR training now covers 96.67% of board members, 100% of KMPs and 98.37% of other employees, and all shareholder complaints were resolved during the year. JKT maintains strong compliance and integrity practices, supported by certifications in risk management, information security and business continuity, and has reported no cases of corruption, non-compliance or data breaches.

Weaknesses

Opportunities to broaden renewable energy deployment

The share of renewable energy in total energy consumption remained broadly unchanged at 36.41% (FY25: 36.40%). Although it remains well above the industry median of 23.79%, further progress will depend on extending renewable energy adoption beyond electricity into thermal energy and logistics.

Scope of improvement in workplace safety indicators

The average LTIFR rose sharply to 0.175 per million person-hours in FY26 from 0.12 in FY25 and is now above the industry median of 0.11, while the total recordable injury rate rose to 0.0005 from 0.0002. The company attributes this to stronger reporting and the integration of Cavendish Industries, but sustained improvement will be required to protect its position in this high-weight theme.

Limited gender diversity, a wider worker pay gap and no paid paternity leave

The female-to-male employee ratio (0.027) remains below the industry median (0.04), and gender diversity at the level of senior management is limited. The female-to-male median pay ratio for workers stands at 0.60. JKT also does not provide paid paternity leave, which limits support for shared caregiving responsibilities and a more gender-equitable workplace.

Waste intensity above the industry median

Despite lower absolute waste generation and Zero Waste to Landfill practices, JKT's waste intensity of 0.12 MT per unit of production remains double the industry median of 0.06, indicating a need to further improve material efficiency and waste minimisation across its manufacturing sites.

Key ESG Parameters of JK Tyre

Parameters	Unit	FY 2026	Industry Median
Environment			
Scope 1 intensity	tCO_2 equivalent/ physical output	0.35	0.35
Scope 2 intensity	tCO_2 equivalent/ physical output	0.31	0.31
Renewable energy consumption	% (of total energy consumption)	36.4%	23.79%
Energy intensity	GJ/ physical output	8.3	8.6
Waste intensity	MT/ physical output	0.12	0.06
Social			
Female to male employees' ratio	Per 100 male employees	3	1
Female to male employees' median pay	Per Rs. 100 of male employees' median pay	109	105
Average LTIFR	Per one million-person hours worked	0.175	0.11
Fatalities	#	0	0
POSH complaints upheld over reported	X/Y	0/0	0/0
Governance			
No. of Female in board	#	2	1
% board members trained on BRSR	%	97%	100%

Data source: company information, public sources, CareEdge-ESG research & analysis
NR = Not Reported | MT = metric tons | GJ = gigajoules

Rating Sensitivities

Positive Factors

- Sustained reduction in LTIFR to below the industry median, with continued zero fatalities
- A rise in the renewable energy share toward the 2–5% annual growth target, including thermal energy and logistics
- Measurable progress on absolute Scope 1 and 2 reductions against the SBTi pathway, and a clear Scope 3 target under SBTi 2.0
- Reduction in waste and energy intensity
- Wider coverage of value chain partners assessed for environmental impacts, and of products covered under LCA

- Improved gender diversity across the workforce, senior management and board
- Introduction of paid paternity leave and improvement in the worker pay ratio
- Restoration of full training coverage on the Code of Conduct, anti-corruption, whistleblower, human rights and POSH policies

Negative Factors

- Increase in injury rates, or any workplace fatality
- Increase in GHG, energy or waste intensity
- A decline in the renewable energy share, or lower prioritisation of the decarbonisation roadmap
- Slippage against the 2030 carbon intensity, water and sustainable material targets
- A decline in CSR utilisation or Aspirational District spending
- A governance lapse such as a data breach, non-compliance or a rise in unresolved shareholder or health and safety complaints

Analytical approach

Rating boundary: CareEdge-ESG has considered standalone data of JK Tyre for assessment. The same is in line with their disclosure in BRSR.

Methodology/Criteria

For detailed understanding of the criteria and methodology used by CareEdge-ESG, please refer to the methodology document available on www.careedgeesg.com

About the company and industry

JK Tyre & Industries Limited (JK Tyre), the flagship company of the J.K. Organisation, is a leading Indian tyre manufacturer with more than five decades of manufacturing experience and a presence across domestic and international markets. The company manufactures and sells automotive tyres, tubes and flaps, which accounted for its entire turnover in FY 2025-26. Following the amalgamation of Cavendish Industries Limited, JK Tyre operated nine plants across five locations in India and two plants internationally, supported by 181 domestic offices and two international offices. Its products are sold across all 29 states in India and more than 100 countries, with exports contributing 11.93% of turnover.

JK Tyre serves a diversified customer base comprising automobile original equipment manufacturers, truck and bus fleets, state transport undertakings, privately owned and fleet-operated passenger cars, farm equipment, earthmoving and construction equipment, two- and three-wheeler manufacturers, replacement markets and export customers. Its portfolio spans commercial vehicle, passenger car, two- and three-wheeler, farm and off-highway tyres, complemented by retreading and mobility solutions. The company is also strengthening its premium, electric-vehicle and connected-mobility offerings through product innovation, including embedded Smart Tyres.

JK Tyre's manufacturing, technology and distribution capabilities underpin its market position. Its global technology and innovation centre in Mysuru houses more than 250 scientists and engineers, while its sales and service network comprises nearly 200 offices, more than 6,000 channel partners and about 900 branded Steel Wheels outlets. The company also supports over 1,500 fleets through its Truck Wheels, Pit Stops and JK Retread Centre networks.

In FY 2025-26, JK Tyre reported consolidated revenue of ₹16,384 crore, EBITDA of ₹2,089 crore and profit after tax of ₹774 crore. During the year, it completed projects involving an outlay of ₹1,400 crore for passenger-car radial and truck-and-bus radial capacity enhancement, while further commercial-tyre expansion projects of ₹1,130 crore remained under implementation. The company continued to integrate sustainability into its operations through energy efficiency, renewable power, circular resource use and lower-emission product development; it achieved a 53.85% reduction in carbon-emission intensity against the FY 2017-18 baseline and set a revised target of 65% reduction by 2030.

Source of information

While assigning the ratings, CareEdge-ESG has considered publicly available information such as latest annual reports of the company and other policies, sustainability reports, certifications, BRSR reports and additional non-public information and comments provided by the company.

Status of non-cooperation with previous ERP: Not applicable

Rating history for last three years:

Sr. No.	Name of Product	Current Rating		Rating history		
		Rating	Score	Date(s) & Rating(s) assigned in 2025-26	Date(s) & Rating(s) assigned in 2024-25	Date(s) & Rating(s) assigned in 2023-24
1	ESG Rating	CareEdge-ESG 1+	82.3	October 27th, 2025: CareEdge-ESG 1+ – 81.2		-

Annexure: Graphical summary of key rating drivers[1]

Hierarchy: While arriving at pillar level scores for JKT, CareEdge–ESG has assigned theme weights based on relative importance and sectoral hierarchy as depicted in the exhibit below.

Materiality	Environment	Social	Governance
HIGH	Carbon emissions and Energy Efficiency Energy Efficiency	Employee Health & Safety Product Safety & Quality Human capital	Business Ethics Oversight on ESG
MEDIUM	Effluent & Waste Water Usage and Management Raw Material Sourcing	Value Chain Human Rights	Reporting, filing & disclosures Board Functioning
LOW	Product Footprint & Stewardship Biodiversity Green Value Chain	Consumer Protection Community support & development	Board composition Remuneration

Environment Pillar: JKT's theme-wise performance and industry benchmarks

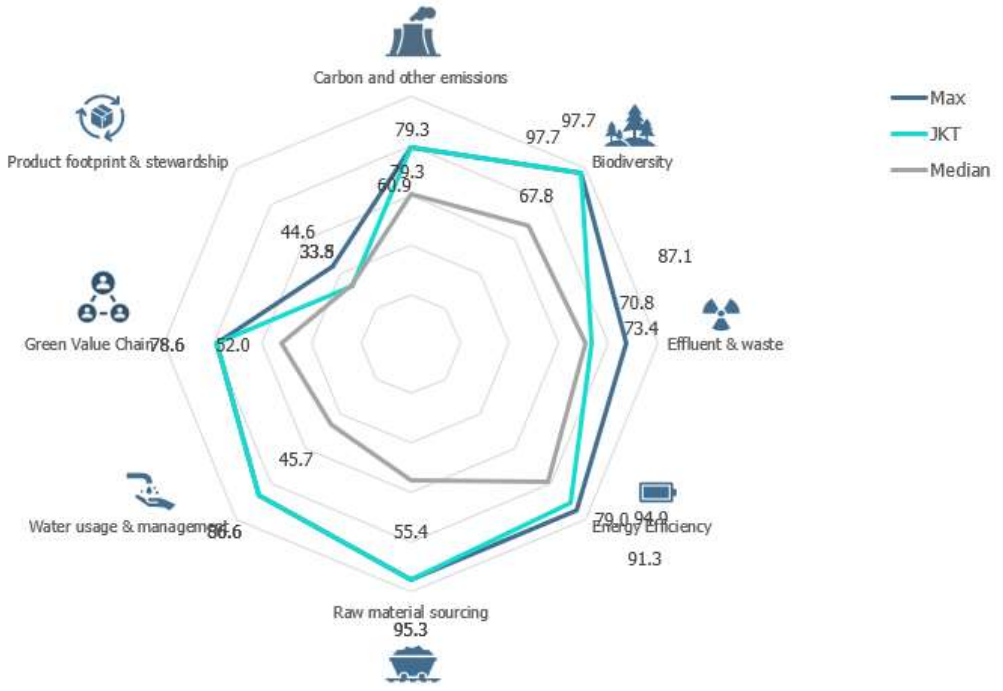

[1] *Comprehensive analytical insights, inferences and benchmarking is provided in CareEdge-ESG's detailed ESG Report*

Social Pillar: JKT's theme-wise performance and industry benchmarks

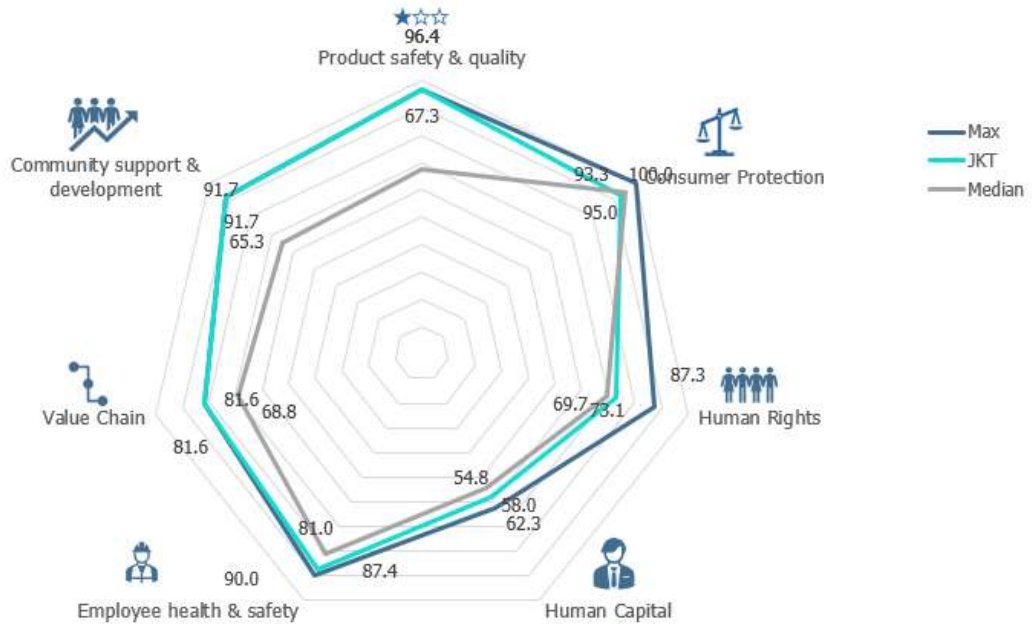

Governance Pillar: JKT's theme-wise performance and industry benchmarks

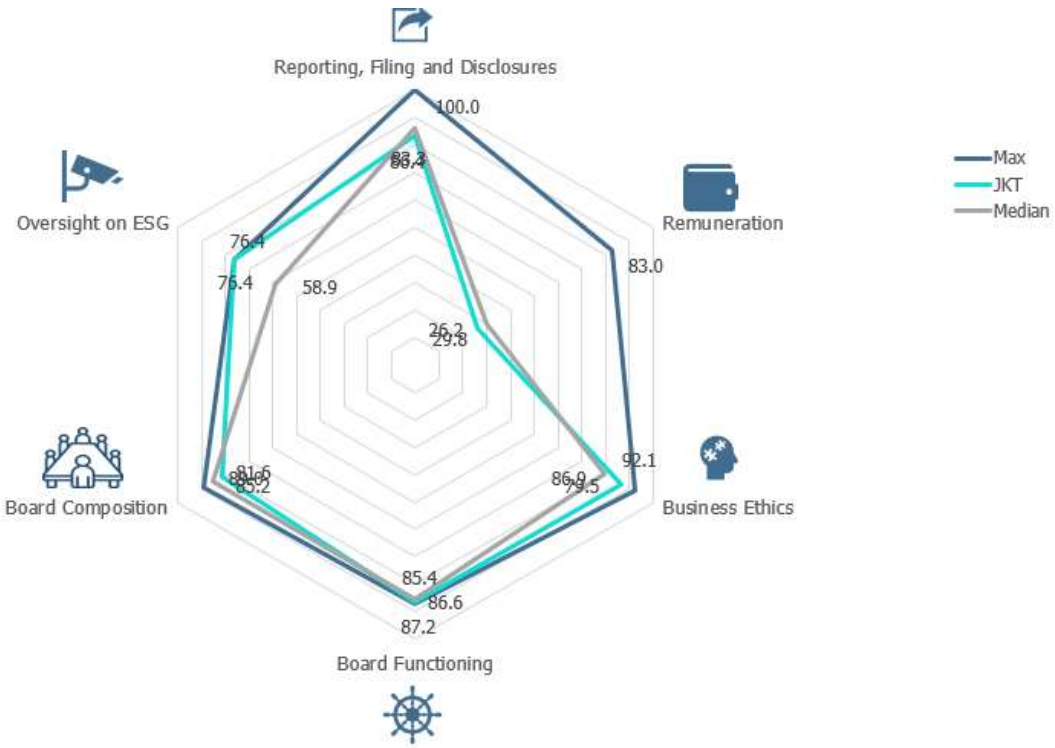

Summary Pillars and Theme Scores

Theme	JKT FY26	Industry Median
Biodiversity	97.7	67.8
Carbon & other emissions	79.3	60.9
Effluent & waste	73.4	70.8
Energy Efficiency	91.3	79.0
Green Value Chain	78.6	52.0
Product footprint & stewardship	33.5	33.8
Raw material sourcing	95.3	55.4
Water usage & management	86.6	45.7
Total Environment Score	**82.1**	**57.2**
Product safety & quality	96.4	67.3
Consumer Protection	93.3	95.0
Human Rights	73.1	69.7
Human Capital	58.0	54.8
Employee health & safety	87.4	81.0
Value Chain	81.6	68.8
Community support & development	91.7	65.3
Total Social Score	**84.1**	**70.8**
Reporting, Filling and Disclosures	83.3	86.4
Remuneration	26.2	29.8
Business Ethics	86.9	79.5
Board Functioning	86.6	85.4
Board Composition	81.6	85.2
Oversight on ESG	76.4	58.9
Total Governance Score	**80.5**	**74.7**
Total ESG Score	**82.3**	**68.1**

Analytical Contact

Nikunj Dube	Chief Ratings Officer	Nikunj.dube@careedge.in	+91 – 72191 09995
Sanghamitra Sarma	Lead Analyst	Sanghamitra.s@careedge.in	+91 – 22 – 6837 4400
Khushal Agarwal	Analyst	Khushal.Agarwal@careedge.in	+91 – 22 – 6837 4400

Relationship Contact

Saikat Roy	Chief Executive Officer	Saikat.Roy@careedge.in	+91 9820998779

Media Contact

Mradul Mishra	Director – Corporate & Marketing Communications	Mradul.mishra@careedge.in	+91 – 22 – 6754 3596

CARE ESG Ratings Limited

Corporate Office: A Wing – 1102 / 1103, Kanakia Wall Street, Andheri Kurla Road, Chakala, Andheri (East), Mumbai – 400 093
Phone: +91 - 22 - 6837 4400 | CIN: U66190MH2016PLC285575

About:

CareEdge is a knowledge based analytical group that aims to provide superior insights based on technology, data analytics and detailed research. CARE ESG Ratings Limited (CareEdge-ESG) is one of the India's pioneer ESG rating provider fostering sustainability with ESG insights. With an aim of being a catalyst of change for a sustainable future with the most credible ESG assessments, CareEdge-ESG provides a 360-degree appraisal for the ESG performance benchmarking cum transition enabling ESG risk mitigation and enhanced decision-making capabilities for all stakeholders.

Disclaimer:

The ratings issued by CARE ESG Ratings Ltd (CareEdge-ESG) are opinions about an issuer, regarding its ESG profile and relative position in managing ESG Risk through disclosures, policies and performance and are not recommendations or suggestion, directly or indirectly to any user, to buy, sell, make or hold any investment, loan or security or to undertake any investment strategy with respect to any investment, loan or security or any issuer. These ratings do not convey suitability of an investment or adequacy of market price for the investor. They shall not form the basis for any investment decisions or analysis and shall not be substitute for the skill, judgement and caution to be exercised by the user of such ratings while making business and investment decisions. CareEdge- ESG gives no representations or warranties regarding the use of these ESG Scores and related materials and/or their fitness for a particular purpose. The agency does not constitute an audit on the rated entity. CareEdge-ESG has based its ESG ratings/score based on information obtained from reliable and credible sources. CARE-ESG does not, however, guarantee the accuracy, adequacy, or completeness of any information and is not responsible for any errors or omissions and the results obtained from the use of such information. CARE ESG reserves the right to change the ESG ratings/ score from time to time in accordance with the methodologies, policies and procedures. CareEdge ESG rating/ scoring report and any related material are meant for informational and reference purpose only and shall not be modified, reverse engineered, reproduced, or distributed, in whole or in part, for commercial purpose, in any form or by any means, or stored in a database or retrieval system. No part of the ESG rating/ score report or any other related material shall be quoted or used without CareEdge ESG's prior written consent, as an input or constituent for deriving results, outputs, inferences which have not been independently verified or validated by CareEdge, for commercial purpose or otherwise. The ESG scores / ratings have been issued by CareEdge ESG for use by users in the jurisdiction of India in accordance with the applicable regulations. Any usage of the ESG rating by the entity rated shall be for internal reference purpose, reference of investors or for usage on the webpage of the rated entity and / or in the annual report or similar usage, however in each case with appropriate source credit to CareEdge ESG. Most entities who are rated by CareEdge-ESG have paid a fee, based on the complexity of rating assignment. CareEdge-ESG or its subsidiaries/associates/promoter may also be involved with other commercial transactions with the entity. CareEdge-ESG is not responsible for any errors and states that it has no financial liability whatsoever to the users of the ratings of CareEdge-ESG.

© 2026, CARE ESG Ratings Limited, a wholly owned subsidiary of CARE Ratings Limited. All Rights Reserved.
This content is being published for the purpose of dissemination of information. Any use or reference to the contents on an "as-is" basis is permitted with due acknowledgement to CARE ESG Ratings Limited. Reproduction or retransmission in whole or in part is prohibited except with prior written consent from CARE ESG Ratings Limited.